

Introduction to the MRCPCH Clinical exam

December 2023



The Exam Team

Severn



Lee Ann Quek



Susannah McMahon
learn@paedshub.co.uk

Peninsula



Megan Harty



Eva Wooding

What we'll cover today

- ❏ Principles
 - ❏ Structure and Marking
 - ❏ Useful Resources
 - ❏ The Revision Programme
-

What is the clinical all about

- To assess whether you are a safe clinician at the standard of a newly appointed ST4
- You DO NOT need to be able to identify every obscure syndrome
- It is a performance - practice, practice, practice!
- Smile and breathe

Exam Structure

(and how to score points)





Home | Resources

MRCPCH Clinical Exam Face-to-Face - guidance hub

Clinical Assessments team

Save as PDF

This is a hub for all updates, FAQs, candidate resources and revised documents related to the MRCPCH Clinical exam being delivered face-to-face with or without patients in Short Clinical stations (and scenarios in the Development station). It is for both UK and overseas candidates. For the remaining overseas exam centres for 2022 which will not have patients, please use Section 1 guidance below. All other with patients exam centres

Related content

Landing page

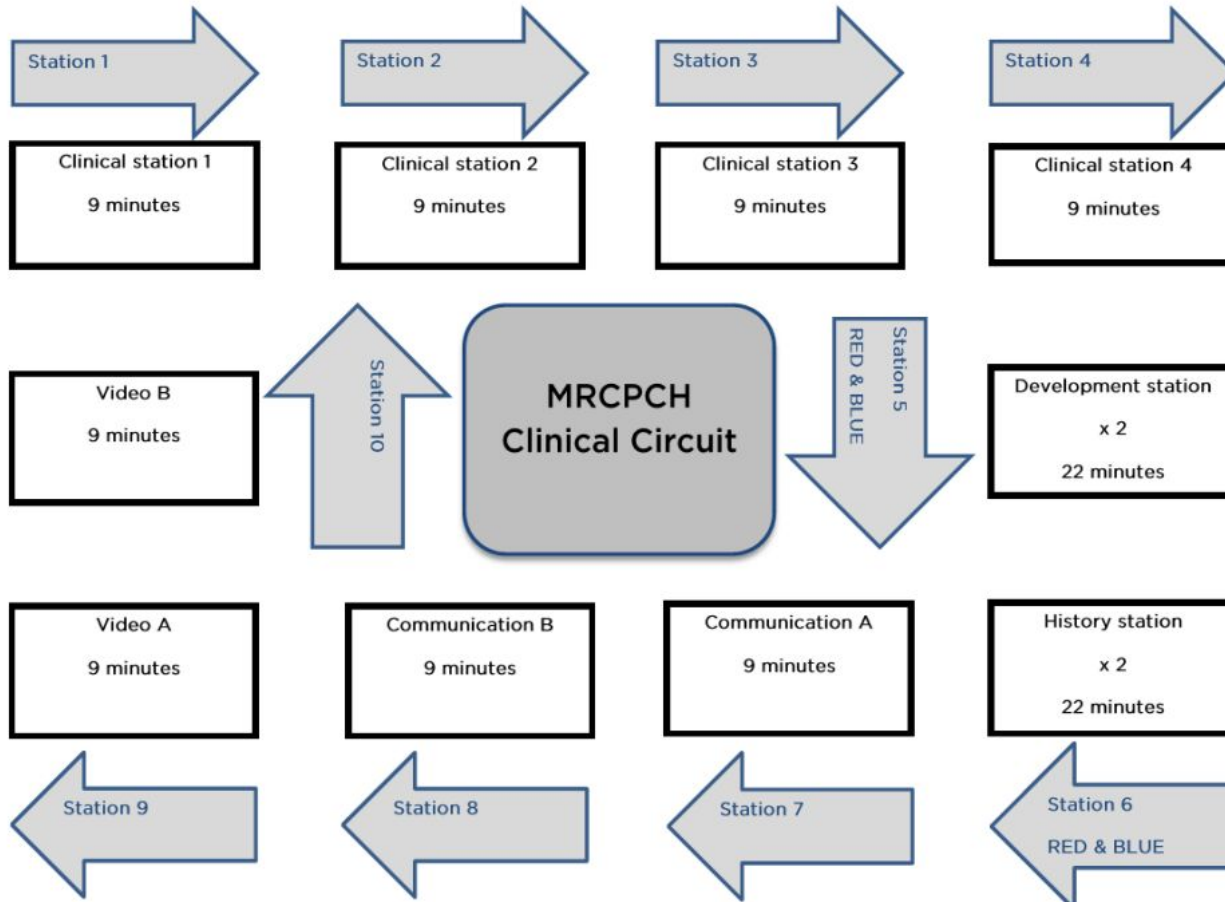
Examinations

News

MRCPCH Clinical exam in UK returning to a face-to-face format

Resource

MRCPCH Clinical Exam Face-to-Face no patients UK and overseas - FAQs



Stations

Clinical

Development

History

Communication

Video

Stations

Clinical	4 x 9 minutes	6 minutes to undertake exam 3 minutes discussion
-----------------	---------------	---



- Cardiovascular
- Respiratory
- Neurology
- MSK/Rheum
- Abdomen/Gastro/Renal
- General/Other/Syndromes

Stations

Development	1 x 22 minutes	9 minutes history 1 minute summary 9 minute "exam" + summary 3 minute management plan
--------------------	----------------	--



- Gross motor
- Fine motor
- Speech and Language
- Social
- Cerebral palsy
- Ex-prem
- Genetic disorders
- Autism

Stations

History	1 x 22 minutes	13 minutes history 9 minutes discussion and management
----------------	----------------	---



□ Anything!

Stations

Communication	2 x 9 minutes
----------------------	---------------



- Information giving
- Breaking bad news
- Consent
- Critical incident
- Ethics
- Education

Stations

Video	2 x 9 minutes	3 minutes to watch video 6 minutes to answer questions
--------------	---------------	---



- Sick kids
- Seizures
- Neonatal
- Outpatient clinic

Marking

DOMAINS	STATIONS										Total Available
	Short Clinical 1	Short Clinical 2	Short Clinical 3	Short Clinical 4	Development	History & MGMT	Comms A	Comms B	Video A	Video B	
	1	2	3	4	5	6	7	8	9	10	
A1 Information Gathering					x	x					4
A2 Information Sharing / Accuracy of Information							x	x			4
B Physical Examination	x	x	x	x	x						10
C Identification of Clinical Signs	x	x	x	x	x				x	x	14
D1 Clinical Reasoning	x	x	x	x	x	x			x	x	16
D2 Management Planning	x	x	x	x	x	x			x	x	16
E1 Rapport & Communication Style					x	x	x	x			8
E2 Verbal & Listening Skills						x	x	x			6
E3 Managing Concerns & Agreeing Next Steps							x	x			4
Total Available	8	8	8	8	12	10	8	8	6	6	82

Marks Key

Below Standard = 0

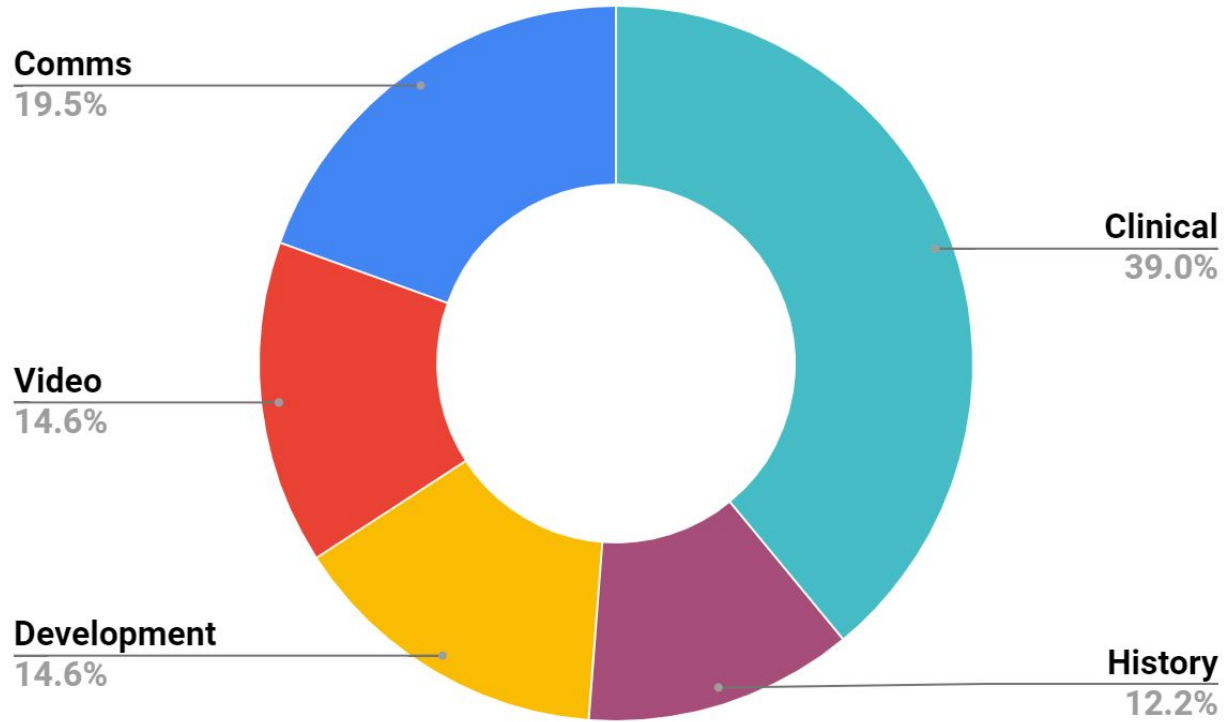
Borderline = 1

Meets Standard = 2

Marking

MRCPCH (Covid) Adapted Clinical Exam – Anchor Statements

Clinical Domain	Meets Standard	Borderline	Below Standard
A1 Information Gathering/ History Taking	<ol style="list-style-type: none"> Asks key relevant questions. Sensitively gathers appropriate information. Explores main problems/concerns of role-player in structured manner. 	<ol style="list-style-type: none"> Lacks some focus in exploring relevant lines of questioning Information gathering lacking in sensitivity. Does not fully explore problems/concerns of role-player. A little unstructured. 	<ol style="list-style-type: none"> Questions asked not relevant to the patient, poorly understood by role-player. Information gathering approach is insensitive/inadequate. Approach is haphazard/unstructured & does not consider/explore the problems/concerns of role-player
A2 Information Sharing / Accuracy of Information	<ol style="list-style-type: none"> Explains relevant, clinically accurate information. Information provided in a well-structured manner. Verifies understanding - summarises. 	<ol style="list-style-type: none"> Some inaccuracy/irrelevance in information given. Information provided lacking in some structure. Limited verification of understanding. 	<ol style="list-style-type: none"> Inaccurate, irrelevant information given. Information provided lacks structure. No verification of understanding.
B Physical Examination	<ol style="list-style-type: none"> Well-structured, systematic exam technique verbalised. Appropriate recognition of the requirement of care taken to adapt to needs of patient including permission to examine being sought. Appropriate use of equipment (if relevant) verbalised 	<ol style="list-style-type: none"> Exam technique lacking some structure. Limited adaptation to meet needs of patient. Unfocused use of equipment (if relevant). 	<ol style="list-style-type: none"> Very slow, uncertain, unstructured, unsystematic exam technique. Poor adaptation to patient needs. Lack of care. No attempt to seek permission. Incorrect or no use of equipment (if relevant)
C Identification of Clinical Signs	<ol style="list-style-type: none"> Identifies clinical signs that are present. Correctly interprets clinical signs that are present. 	<ol style="list-style-type: none"> Misses a few less important signs. Some minor errors in interpretation of signs. 	<ol style="list-style-type: none"> Misses one or more important clinical signs and/or describes non-existent signs/invents signs Significant errors in interpretation of signs.
D1	1 Formulates & proposes likely	1 Incomplete differential	1 Inappropriate &/or inadequate differential



Pass mark is normally **62 out of 82** (77%)


Resources



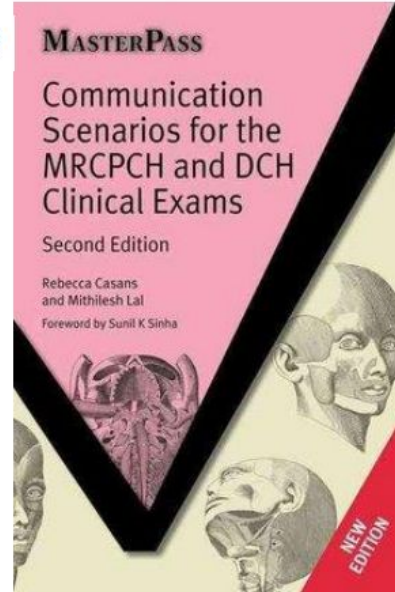
Books

1. Your exam bible – read it cover to cover, annotate, take it to practices with you
2. Great for communication stations
3. Older but still relevant communication stations


1



2



3



Online

London School of Paediatrics <https://mrcpch.paediatrics.co.uk/>

- For all your basic revision needs. Some parts slightly out of date but goes over examination technique and structure, has links to courses, has videos available.

Pathways www.pathways.org

- Videos of children who have a developmentally normal age

RCPCH Guide <https://www.rcpch.ac.uk/education-careers/examinations>

- Examination guide, how to apply etc.

Youtube

- Excellent recorded webinars and examinations by London School Of Paediatrics
- Search for videos of stridor, kussmaul breathing, infantile spasms, murmurs. Some parent videos of these signs are excellent.

Paeds Hub www.paedshub.co.uk/post/mrcpch-exam-handbook


Podcasts

Dragonbytes podcast

www.dragonbytespodcast.com/mrcpch-clinical-exam-podcasts



Master the MRCPCH ... GOSH learning academy



Preparation Courses



- Definitely not essential but can be helpful
- Fill up early so if you want to go sign up and now and book study leave
- Study Budget across the South West:

“Where a revision course is not run as part of the training programme, PG DiTs can access one external revision course and one additional online revision course up to the value of **£600 (course fees) each per programme.**”

Preparation Courses

RCPCH

9 & 18 Jan 2024

Day 1 online (£190), D2 F2F (£405 London)

MRCPCH Courses

27-28 Jan 2024

2 days F2F in Tunbridge Wells (£745, £695 if booking before 15th Dec)

Royal London

20-21 Jan 2024

2 days F2F in London (£800)

When at work

- Opportunistic practice on ward round
- Revision groups
- Clinics
- Ask colleagues - they've all been there!



The Revision Programme



What this programme is all about

1. A **network of peers** to practice with, ask questions and support each other
2. A range of **teaching sessions**
 - a. Online - for all (unlimited numbers, unless communication practice)
 - b. Contacts for clinics and bedside teaching
3. **Mentorship**

Where it's happening

Paeds Hub

<https://paedshub.co.uk/resources/mrcpch/>

Links to online sessions, recordings, forum

Whatsapp group

Advertising sessions, quick questions, linking you all

The Sheet

www.tinyurl.com/southwestfeb2024

Online sessions and recording

- We will not be recording sessions with this cohort
- However, past recordings are available on PaedsHub -> MRCPCH



[Events](#) ▾ [Resources](#) ▾ [About](#) ▾ [Logout](#)

MRCPCH

This area is for trainees working towards their membership exams. You'll find resources to help you prepare and posts about related courses or events. [Have something to share here?](#)

[Forthcoming MRCPCH Events](#)

[Past MRCPCH Events / Recordings](#)

[MRCPCH forum discussion](#)

Posts

[About post listings](#)

What we need from you...

1. **RSVP** in advance as much as you can. Similarly let us know if you can no longer come!
2. The teachers are all running sessions voluntarily - **please be prompt**, rearrange shifts if possible to attend, **complete the feedback** so they get something from it too
3. Bedside teaching and practice:
 - a. If you do not work in the Trust you are practicing examining patients in then always have someone with you who does work there
 - b. Let the nurse in charge know who you are, what you are doing
 - c. Ask permission from the patient/ parent
 - d. Don't crowd around children or all take turns to examine the same patient in one day
 - e. Confidentiality- Not allowed to look in the notes/ drug charts unless a doctor who works on the ward is present
4. Let us know how you are getting on!

To summarise

- You are all going to be fine!
 - Read, watch, practice
 - **Please** sign up and turn up to sessions
 - Let us know how it's going
-

Contact us

- Via Whatsapp group
- Email southwestmrcpch@gmail.com



Susannah McMahon
learn@paedshub.co.uk

Severn



Lee Ann Quek



Megan Harty

Peninsula



Ioana Fieraru



Eva Wooding

Questions?





Good luck!

Please scan the QR or visit learnloop.co.uk/?f6cwYK
to submit feedback on this session

